

MR Series

Mortise Locks



MR SERIES MORTISE LOCKS

HEAVY DUTY GRADE 1

"The Revolution"

SUGGESTED ARCHITECTURAL SPECIFICATIONS


Lockset will be MR Series manufactured by PDQ Industries, Inc., Leola, Pennsylvania, *Complies with Buy America Act* with *ten-year* manufacturer's warranty. All lock bodies to conform to Federal Specification FF-H-106 Type 86 and to all dimensional specifications of ANSI A156.13-2005 Series 1000, Grade 1. Windstorm Resistant Product Listed-ANSI A250.13-2005, ASTM E1886-02, ASTM E330-02, Outswing: 350 ft-lbs., N/R, Design Load Rating: 2453 lbf. (functions with deadbolts only). Thirty nine mortise lock functions shall be available. All handing shall be reversible in the field. Latchbolt can be fully retracted with 35° lever rotation. Lever shall return to within 1/2" of door (except Miami). Levers will have a Miami, Dallas, Philadelphia, or Boston design. Dallas design is furnished in solid stainless steel. Locksets for single doors up to 4'0" x 8'0" shall be listed by UL / ULC for ratings of "A" (3 hours) label and less. All locksets shall have a ten-year limited warranty from date of installation. All locksets (with DAL, PHL & BSN levers) shall meet or exceed all applicable requirements of the Americans with Disabilities Act of 1990.

*Field Reversibility does not apply to 186 function.



SPECIFICATIONS – MR Series

DOOR THICKNESS:	1-3/4" to 2" standard (2-1/4" special order—not available in all functions).
CASE:	5-29/32" x 4-9/64" x 57/64". Zinc and clear or yellow chromate for corrosion resistance. One size case for all functions.
BACKSET:	2-3/4" only.
ARMORED FRONT:	8" x 1-1/4". Brass or stainless steel. ANSI Standard A115.1. Adjustable from flat to beveled 1/8" in 2".
DEADBOLT:	9/16" x 1-1/4". 1" throw, stainless steel.
GUARD BOLT:	Stainless steel. Non-handed.
LATCHBOLT:	1-5/8" x 3/4" throw anti-friction. Stainless steel. Field reversible. Solid latchbolt optional.
STOP WORKS:	Stainless steel. Rocker type.
HAND:	Field reversible, except 186 functions. Designate hand for curved lip strike. Straight strike is non-handed.
STRIKE:	4-7/8" x 1-1/4" x 3/32" (ASA). Brass or stainless steel. Curved, straight or extended lip.
HUBS:	Sintered copper infiltrated iron.
SPRINGS:	High carbon steel.
TRIM:	Forged brass levers, escutcheons and turns. Concealed screws on sectional trim. Dallas available in solid stainless steel (sectional or escutcheon).
CYLINDER:	6-pin brass mortise cylinder keyed to 5 pins; 1-1/4" standard escutcheon, 1-1/8" standard sectional.
INTERCHANGEABLE CORE:	6 or 7 pin compatible with Best, Falcon and Arrow.
KEYWAYS:	SCC standard. Available in the keyways of most major manufacturers.
KEYS:	Two change keys per lock.
KEYING:	Can be MK, CMK, GMK. Available Zero bitted (KO), Keyed Different (KD), Keyed Alike (KA). Construction cylinders available. Can be keyed into existing masterkey systems of other manufacturers.
FINISHES:	US3 (605), US4 (606), US10 (612), US10B (613), US26 (625), US26D (626). US32D(630) available with Dallas only.
CERTIFICATION:	<ul style="list-style-type: none">➤ U.L./U.L.C. listed for "A" label swing doors (4'0" x 8'0")➤ BHMA Certified Product➤ ANSI/BHMA A156.13-2005, Series 1000, Grade 1. Windstorm Resistant Product Listed—ANSI A250.13-2005, ASTM E330-02, Outswing: 350 ft-lbs., Inswing: N/R, Design Load Rating 2453 lbf. (functions with deadbolts only).➤ DAL, PHL and BSN levers meet all accessibility requirements of the ADA.➤ Conforms to Federal Specifications FF-H-106 Type 86.
WARRANTY:	Ten-year limited warranty.
COUNTRY OF ORIGIN:	Assembled in the U.S.A. with U.S. and foreign material. Meets requirements of Buy America Act.



INDIVIDUAL LOCK COMPONENTS

Features	Benefits	Features	Benefits
<p>INSIDE SPINDLES</p> <p>Spindle is designed to shear at excessive force. A HEAVY DUTY Spindle is now Available.</p>	<p>Prevents damage to lock case.</p>	<p>HUBS</p> <p>Hubs are made of sintered iron and directly retract latchbolt for positive latch retractions.</p>	<p>No need to reverse hubs to change handing.</p>
<p>CYLINDERS</p> <p>Cone point cylinder screws lock cylinder into place to resist attack by wrenching.</p>	<p>Easily accessible through back plate of lock case.</p>	<p>CASE/COVER BACKPLATE/ POSTS AND SCREWS</p> <p>11 and 13 gauge steel components are interlocked for strength and alignment. Steel posts and screws prevent spreading of lock body with excessive force.</p>	<p>No need to service this case. Handing and changing of most functions are done without removing case cover.</p>
<p>SECTIONAL AND ESCUTCHEON THROUGH BOLTING</p> <p>Escutcheon posts are forged from parent part. Steel through bolts on sectional trim align case to trim and add strength to the assembly.</p>	<p>Easy installation.</p>	<p>STOPWORKS/LOCKS</p> <p>Stainless steel toggle style stopworks.</p>	<p>Stopworks easily reversible through back plate of lock case.</p>
<p>BOLTS</p> <p>Stainless steel construction can withstand substantial loads. When a load is applied to the door, the latch bolt absorbs the load first, allowing the deadbolt free movement.</p>	<p>All bolts are stainless steel. Latch bolt is easily reversible in the field. Guardbolt is non-handed. All bolts are guided by multiple points to ensure alignment during operation.</p>		

CHOOSE YOUR KEY WAY

PDQ Keyway	Compatible With	Code
ARA	ARROW AR1	KD Keyed Different
CO6	CORBIN 59/60	KA Keyed Alike
RUD	RUSSWIN D-1	KO Zero Bitted
SCC	SCHLAGE C	MK Master Keyed
SCE	SCHLAGE E	GMK Grand Mastered Keyed
SCC-K	SCHLAGE Composite C-K	CK Construction Keyed
SAL	SARGENT LA	
GA	YALE GA	
YA8	YALE Y8	
FALCON	FAL E-R	
TA	PDQ Restricted	

MORTISE CYLINDERS #16

PDQ Mortise Cylinders are available in the keyways of most manufacturers. When ordered separately, define length (if other than 1-1/8"), keyway, cam, and finish.

SPECIFICATIONS

CYLINDER: Brass 6-pin length standard.
LENGTH: Sectional: 1-1/8" standard.
 Escutcheon: 1-1/4" standard.
CAP: Brass, bronze, or aluminum.
KEYS: Brass. Two change keys per cylinder.
KEYWAYS: Available in keyways of most major manufacturers including interchangeable core.
FINISHES: US3 (605), US4 (606), US10 (612), US10B (613), US26 (625), US26D (626).



SPECIFICATIONS – INTERCHANGEABLE CORE

CYLINDER: Brass 6-pin 1-1/4"; 7-pin 1-3/8"
KEYS: Brass. Two change keys and one control key per cylinder.
KEYWAYS: A, B, C, D, E, F, G, H, J, L, and three security keyways—PDQ-1, PDQ-2, PDQ-3 (restricted).
FINISHES: US3 (605), US4 (606), US10 (612), US10B (613), US26 (625), US26D (626).



MR CAM

For all cylinder functions.
 Corbin Cam available.

Thumb Turn

Thumb turn as shown is furnished with sectional trim. For escutcheon trim, thumb turn is mounted to escutcheon.

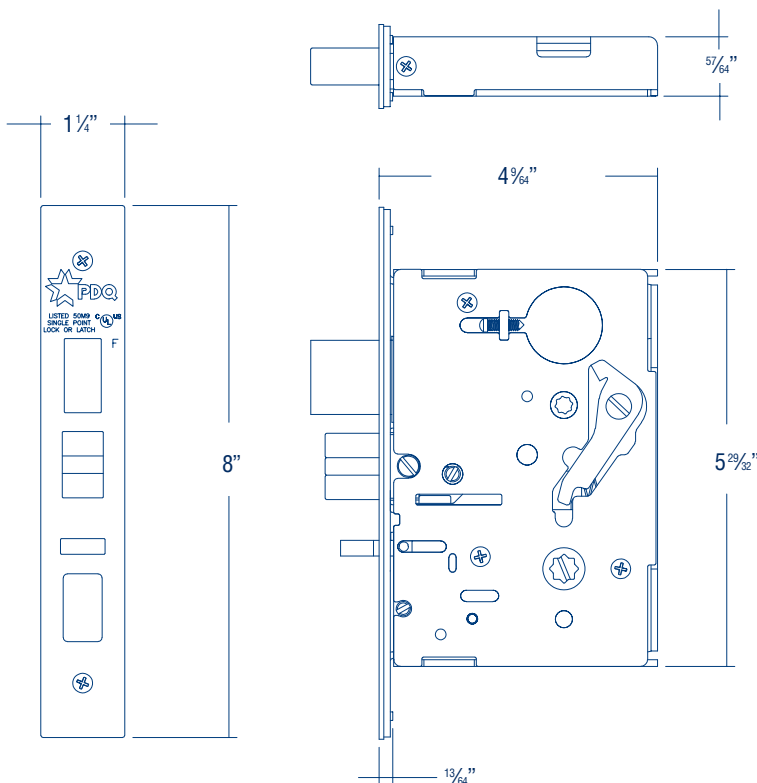
Strikes

MR mortise locks are shipped with ASA/ANSI 4-7/8" strikes.
 Curved, straight and extended lip are available.

To order strikes separately, specify function, finish and hand.
 Strikes ordered separately are furnished without strike boxes.



CASE DIMENSIONS



LEVER STYLES

All trim is through-bolted and self-aligning.

PHL—Philadelphia Lever



MIA—Miami Lever



BSN—Boston Lever

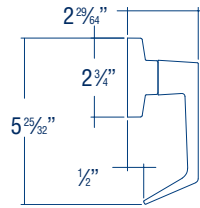


DAL—Dallas Lever

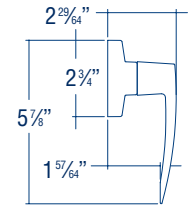


SECTIONAL TRIM

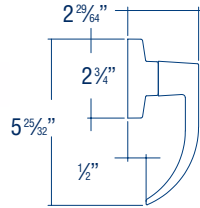
PFSF – Philadelphia



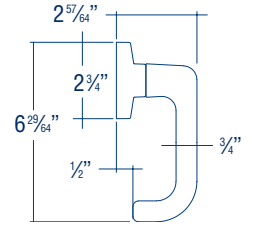
MFSF – Miami



BFSF – Boston

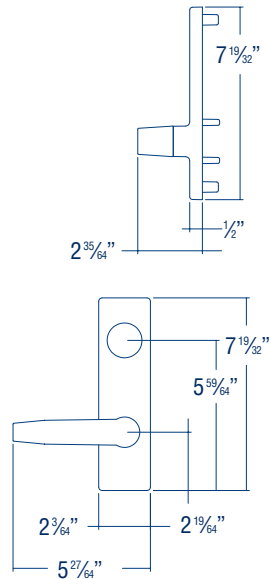


DWSW – Dallas

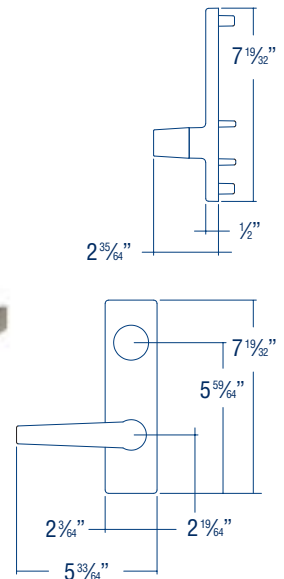


ESCUTCHEON TRIM

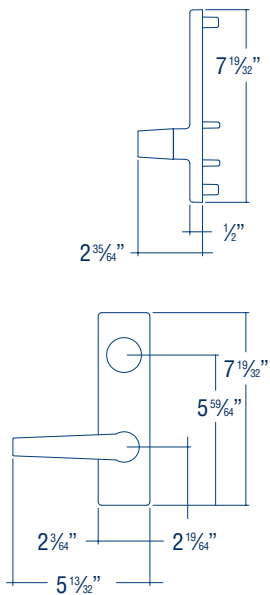
PFEF – Philadelphia



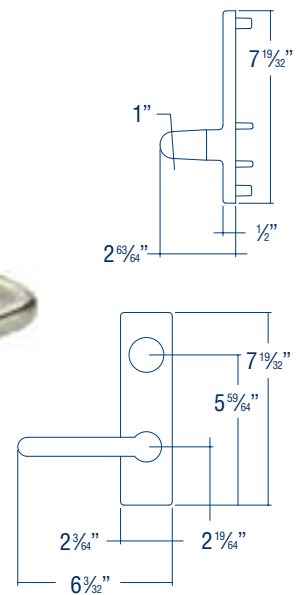
MFEF – Miami



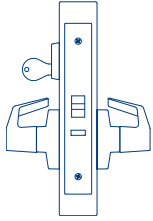
BFEF – Boston



DFEW – Dallas



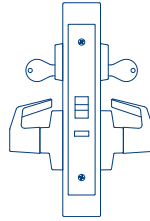
MR113 HOLD BACK- SINGLE CYLINDER



- Latchbolt operated by lever from inside
- Key outside retracts latchbolt
- Rigid outside lever
- Auxiliary latch deadlocks latchbolt
- Key outside secures latchbolt when latchbolt is retracted by inside lever

ANSI F06

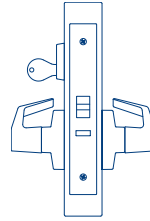
MR114 HOLD BACK- DOUBLE CYLINDER



- Latchbolt operated by lever from inside
- Key outside retracts latchbolt
- Rigid outside lever
- Auxiliary latch deadlocks latchbolt
- Key inside secures latchbolt when latchbolt is retracted by inside lever

ANSI DOES NOT LIST THIS FUNCTION

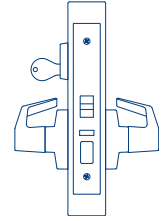
MR115 STOREROOM



- Latchbolt operated by lever from inside
- Key outside retracts latchbolt
- Rigid outside lever
- Auxiliary latch deadlocks latchbolt

ANSI F07

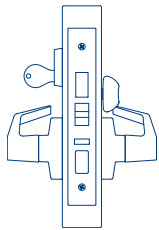
MR116 OFFICE



- Latchbolt operated by lever from either side
- Toggle locks/unlocks outside lever
- Key outside retracts latchbolt
- Auxiliary latch deadlocks latchbolt

ANSI F04

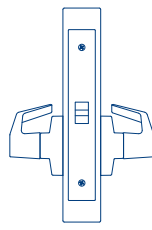
MR117 FRONT DOOR



- Latchbolt operated by lever from either side
- Toggle locks/unlocks outside lever
- Key outside retracts latchbolt
- Key outside extends/retracts deadbolt
- Thumbturn inside extends/retracts deadbolt

ANSI F08 or F10

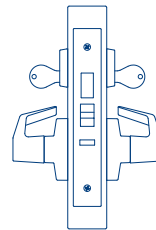
MR126 PASSAGE



- Latchbolt operated by lever from either side

ANSI F01

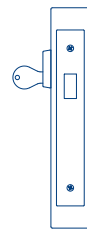
MR128 INSTITUTION WITH DEADBOLT



- Key outside retracts latchbolt
- Key inside retracts latchbolt
- Key outside extends/retracts deadbolt
- Key inside extends/retracts deadbolt
- Rigid outside lever
- Rigid inside lever
- Auxiliary latch deadlocks latchbolt

ANSI DOES NOT LIST THIS FUNCTION

MR131 SINGLE CYLINDER DEADBOLT

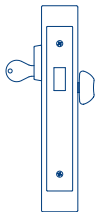


- Key outside extends/retracts deadbolt
- (Available only in sectional trim)*

ANSI F18

FUNCTIONS

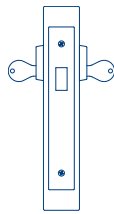
MR132 CYLINDER AND THUMBTURN DEADBOLT



- Key outside extends/retracts deadbolt
 - Thumbturn inside extends/retracts deadbolt
- (Available only in sectional trim)*

ANSI F17

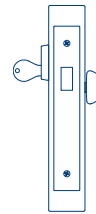
MR133 DOUBLE CYLINDER DEADBOLT



- Key outside extends/retracts deadbolt
 - Key inside extends/retracts deadbolt
- (Available only in sectional trim)*

ANSI F16

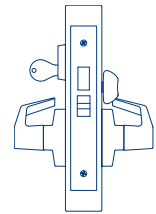
MR134 CLASSROOM DEADBOLT



- Key outside extends/retracts deadbolt
 - Inside cylinder turn retracts but does not extend deadbolt
- (Available only in sectional trim)*

ANSI DOES NOT LIST THIS FUNCTION

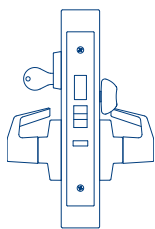
MR135 DORMITORY



- Latchbolt operated by lever from either side
- Key outside extends/retracts deadbolt
- Thumbturn inside extends/retracts deadbolt

ANSI F21

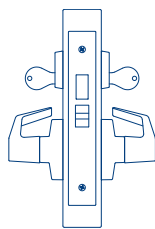
MR136 CORRIDOR



- Latchbolt operated by lever from either side
- Key outside extends/retracts deadbolt
- Thumbturn inside extends/retracts deadbolt
- Inside lever simultaneously retracts latchbolt and deadbolt
- Auxiliary latch deadlocks latchbolt

ANSI F13

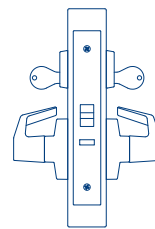
MR137 STOREROOM/ UTILITY ROOM



- Latchbolt operated by lever from either side
- Key outside extends/retracts deadbolt
- Key inside extends/retracts deadbolt

ANSI F14

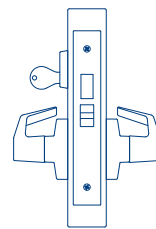
MR138 INSTITUTION



- Key outside retracts latchbolt
- Key inside retracts latchbolt
- Rigid outside lever
- Rigid inside lever
- Auxiliary latch deadlocks latchbolt

ANSI F30

MR139 CLOSET/STOREROOM

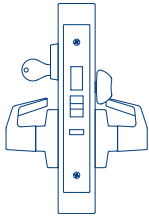


- Latchbolt operated by lever from either side
- Key outside extends/retracts deadbolt

ANSI DOES NOT LIST THIS FUNCTION

FUNCTIONS

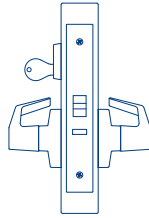
MR141 STOREROOM WITH DEADBOLT



- Latchbolt operated by lever from inside
- Key outside retracts latchbolt
- Key outside extends/retracts deadbolt
- Rigid outside lever
- Inside lever simultaneously retracts latchbolt and deadbolt
- Auxiliary latch deadlocks latchbolt

ANSI DOES NOT LIST THIS FUNCTION

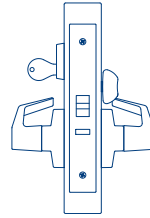
MR148 CLASSROOM



- Latchbolt operated by lever from either side
- Key outside extends/retracts deadbolt
- Auxiliary latch deadlocks latchbolt

ANSI F05

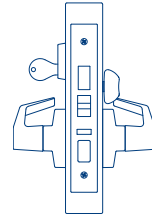
MR149 ASSISTED LIVING



- Latchbolt operated by lever from either side
- Key outside locks/unlocks outside lever
- Thumbturn inside locks/unlocks outside lever
- Closing door unlocks outside lever
- Rotating inside lever unlocks outside lever
- Auxiliary latch deadlocks latchbolt

ANSI DOES NOT LIST THIS FUNCTION

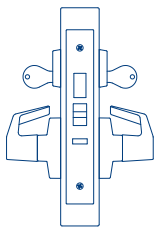
MR154 ENTRANCE



- Latchbolt operated by lever from either side
- Toggle locks/unlocks outside lever
- Key outside retracts latchbolt
- Key outside extends/retracts deadbolt
- Thumbturn inside extends/retracts deadbolt
- Inside lever simultaneously retracts latchbolt and deadbolt
- Auxiliary latch deadlocks latchbolt
- Projecting then retracting the deadbolt releases the toggle

ANSI DOES NOT LIST THIS FUNCTION

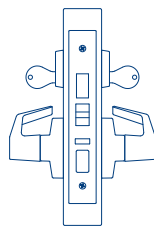
MR157 INTRUDER DEADBOLT WITH DEADLATCH



- Latchbolt operated by lever from either side
- Key outside extends/retracts deadbolt
- Key inside extends/retracts deadbolt
- Inside lever simultaneously retracts latchbolt and deadbolt
- Auxiliary latch deadlocks latchbolt

ANSI F34

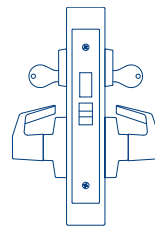
MR158 DORMITORY



- Latchbolt operated by lever from either side
- Toggle locks/unlocks outside lever
- Key outside extends/retracts deadbolt
- Key inside extends/retracts deadbolt
- Inside lever simultaneously retracts latchbolt and deadbolt
- Auxiliary latch deadlocks latchbolt

ANSI F11

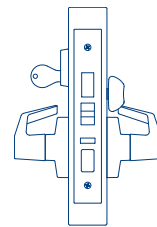
MR159 INTRUDER DEADBOLT



- Latchbolt operated by lever from either side
- Key outside extends/retracts deadbolt
- Key inside extends/retracts deadbolt
- Inside lever simultaneously retracts latchbolt and deadbolt

ANSI F33

162 DORMITORY OR EXIT

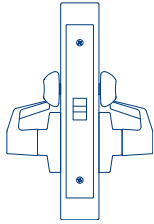


- Latchbolt operated by lever from either side
- Toggle locks/unlocks outside lever
- Key outside retracts latchbolt
- Key outside extends/retracts deadbolt
- Thumbturn inside extends/retracts deadbolt
- Inside lever simultaneously retracts latchbolt and deadbolt
- Auxiliary latch deadlocks latchbolt

ANSI F20

FUNCTIONS

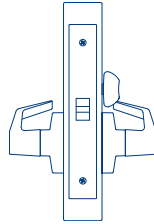
MR174 PRIVACY WITH THUMBTURN ON BOTH SIDES



- Latchbolt operated by lever from either side
- Thumbturn outside locks/unlocks outside lever
- Thumbturn inside locks/unlocks outside lever
- Closing door unlocks outside lever
- Rotating inside lever unlocks outside lever

ANSI DOES NOT LIST THIS FUNCTION

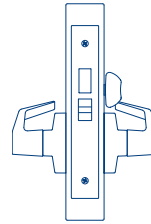
MR176 PRIVACY



- Latchbolt operated by lever from either side
- Emergency coin turn outside unlocks outside lever
- Thumbturn inside locks/unlocks outside lever
- Closing door unlocks outside lever
- Rotating inside lever unlocks outside lever

ANSI F22

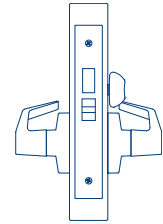
MR178 PRIVACY WITH DEADBOLT



- Latchbolt operated by lever from either side
- Emergency coin turn outside retracts deadbolt
- Thumbturn inside extends/retracts deadbolt

ANSI F08

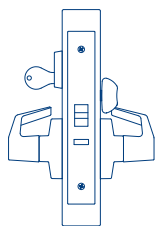
MR179 PRIVACY WITH DEADBOLT AND EGRESS



- Latchbolt operated by lever from either side
- Emergency coin turn outside retracts deadbolt
- Thumbturn inside extends/retracts deadbolt
- Inside lever simultaneously retracts latchbolt and deadbolt

ANSI F19

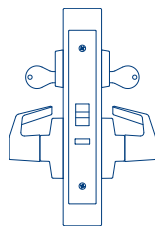
MR181 OFFICE



- Latchbolt operated by lever from either side
- Key outside locks/unlocks outside lever
- Thumbturn inside locks/unlocks outside lever
- Closing door unlocks outside lever
- Rotating inside lever unlocks outside lever
- Auxiliary latch deadlocks latchbolt

ANSI DOES NOT LIST THIS FUNCTION

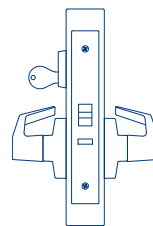
MR186 APARTMENT



- Latchbolt operated by lever from either side
- Key inside locks/unlocks outside lever
- Key outside retracts latchbolt
- Auxiliary latch deadlocks latchbolt

ANSI F09

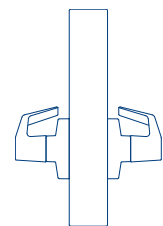
MR199 ELECTRIFIED STOREROOM



- Key outside retracts latchbolt
- Latchbolt operated by lever from inside
- Auxiliary latch deadlocks latchbolt
- Auxiliary fail safe – latchbolt operated by lever from outside unless electrically locked
- Auxiliary fail secure – latchbolt operated by lever from outside when electrically unlocked
- Accepts 12VDC@.6A, 12VAC@.6A, 24VDC@.3A and 24VAC@.3A
- Furnished with 6" wire leads
- Request to Exit Available

ANSI DOES NOT LIST THIS FUNCTION

MR205 DOUBLE DUMMY

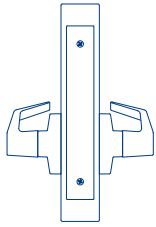


- Rigid outside lever
- Rigid inside lever

ANSI DOES NOT LIST THIS FUNCTION

FUNCTIONS

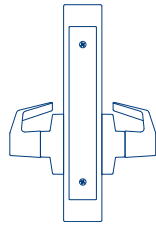
MR206 DOUBLE DUMMY WITH CHASSIS



- Rigid outside lever
- Rigid inside lever

ANSI DOES NOT LIST
THIS FUNCTION

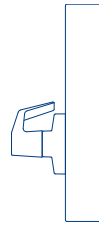
MR207 DOUBLE DUMMY WITH ACTIVE TRIM



- Moveable outside lever
- Moveable inside lever

ANSI DOES NOT LIST
THIS FUNCTION

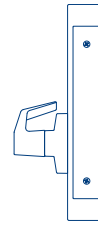
MR211 SINGLE DUMMY



- Rigid outside lever

ANSI DOES NOT LIST
THIS FUNCTION

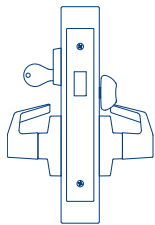
MR212 SINGLE DUMMY WITH CHASSIS



- Rigid outside lever

ANSI DOES NOT LIST
THIS FUNCTION

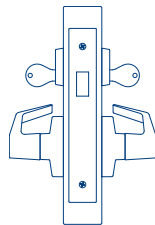
MR213 CYLINDER AND THUMBTURN DEADBOLT WITH DUMMY TRIM



- Key outside extends/
retracts deadbolt
- Thumbturn inside extends/
retracts deadbolt
- Rigid outside lever
- Rotating inside lever
retracts deadbolt

ANSI DOES NOT LIST
THIS FUNCTION

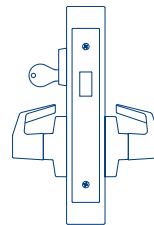
MR214 DOUBLE CYLINDER DEADBOLT WITH DUMMY TRIM



- Key outside
extends/retracts deadbolt
- Key inside extends/
retracts deadbolt
- Rigid outside lever
- Rotating inside lever
retracts deadbolt


ANSI DOES NOT LIST
THIS FUNCTION

MR215 SINGLE CYLINDER DEADBOLT WITH DUMMY TRIM



- Key outside extends/
retracts deadbolt
- Rigid outside lever
- Rotating inside lever
retracts deadbolt

ANSI DOES NOT LIST
THIS FUNCTION



PO Box 507 2754 Creek Hill Road Leola PA 17540

800 441 9692

717 656 4281

717 656 6892 Fax

www.pdqlocks.com